

Key	Part	Description	Key	Part	Description
1	R6E4	Spindle Screw Set	13	R6A18	Spindle
2	R7F2	Handle-plate Lock Nut	14	R6J6	Spindle Washer
3	R7E20	Handle-plate Assembly	15	R7K10	On/Off Lever & Activ
4	R4F7	Handle-Assy Power	16	R5K1	On/Off Cam
5	R4F5	Handle-Assy Rapid	17	R7J4-BCLH	Drag Pawl
6	R7P4	Balance Weight	18	R5G3	Drag Pawl Spring
7	R7D15	Drag Hand Wheel	19	R5E10	Fish Alert Button
8	R7B/C21	Drag Washer Set	20	R2G13	Base Lock Spring
9	R7L1	Silent Drag Cam	21	R6F3	Dome Nut
10	R5B5	Fish Alert Wheel	22	R2DEF2	Bolt, Nut and Washer
11	R7H1	Friction Tube Washer	23	R2A2-LH	Index Plate Assembly
12	R7A4-LH	Friction Tube	24	R2H1	Base Lever & Rivet



65GVCR-LH



CONGRATULATIONS and thank you for purchasing one of our Australian made vented reels as your choice of fishing reel. These reels are constructed from the highest quality materials to ensure your reel will last for many years.

Plus, all these other advantages -

Long, accurate casts: Now, with only the minimum of practise you will be able to cast further and more accurately than ever before.

Control large fish with ease: Powerful one-to-one wind means you only need about a quarter of the effort required to lift a similar weight on a spinning reel.

You can fish harder and longer: Simple, rugged construction means you can forget that fiddly maintenance, because your Alvey reel will resist the effects of saltwater and sand.

Special Features

- Rapid Retrieve Handle Plate
- Power Drag Wheel
- Belleville Power Washer & Multi-plate Clutch
- Vented Spool
- Vented Back

More comfortable fishing: Low winch-mount rods let you fish with your arms in a relaxed position.

No line twist: Use a small free-running swivel as the last piece in any rig and you'll minimise any line twist. (See illustrations inside)



Alvey 10 Year Guarantee: Any faulty Alvey part or reel will be replaced at no charge providing the manufacturer finds the part or reel has had normal usage and attention.

Reel Icon Pty Ltd Trading as
Alvey Reels Australia ABN 57 625 261 707
2-6 Antimony Street Carole Park Qld 4300
t: +61 7 3271 2844 f: +61 7 3271 2451

For more hints and tips on maintenance, please visit the **spare parts** page at www.alvey.com.au
e: info@alvey.com.au
#alveyreels

Recommended Line Size

Your 65GVCR-LH reel will hold approximately 650 metres of 9 kg line. If fishing near rocks or other hazards use heavier line to help avoid line breakage.

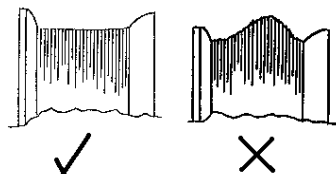
Filling the Spool with Line

Always take the line from the front of the dispenser, never the side. Wind firmly and evenly onto the spool, spreading the line with your fingers to give a smooth casting base.

Never stretch a nylon monofilament onto a spool; when it goes back to its original length it will exert strong enough crushing action to damage your spool.

Never allow loose coils to develop on your spool through careless uneven winding.

Adopt the habit of applying light finger tension when retrieving line and spread evenly over its bed.



Selecting a Rod

Your rod and reel outfit should be balanced so you can hold it comfortably over long periods. A matched set, which has a point of balance where it's held in the left hand, will give you the most comfortable posture.

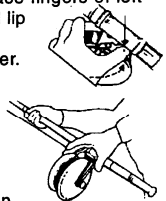
The ideal rod for this reel should be 3.3 to 4.8m in length.

The use of a short butt brings the reel into a natural position for rewinding with your elbows at your side and without strain.

The Simple method for LONG DISTANCE SURF CASTING With the world's best side-cast reel – ALVEY!

1. To begin, place fingers of left hand on spool lip and thumb on release lever. Press lever... turn spool

2. Turn spool a full quarter to open-face casting position.

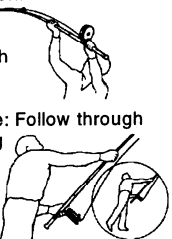
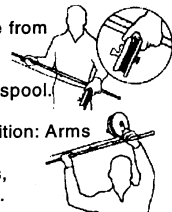


3. Release line from open runner. Restrain line with thumb on spool.

4. Casting position: Arms high rod held over shoulders, reel above rod.

5. Casting action: Punch hard with right hand, pull downward with left hand.

6. Casting drive: Follow through while releasing line grip as power is applied. Rod butt must clear left leg.



7. End of cast: Trap line at reel base. Turn drum back to fishing position.

8. Return line to open runner.

9 & 10 A comfortable fishing position makes hooking, playing or landing a fish more efficient.

If you're left-handed simply carry out above instructions the other way round.



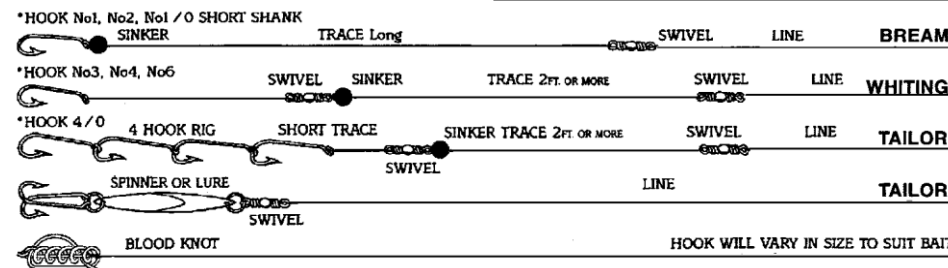
Rigs & Swivels

When used properly a brass swivel is a very inexpensive and efficient way to keep a fishing line in good condition. Curls and twists in a line can be caused by many things, but can be kept to a minimum by the correct use of a swivel

Swivel Sizes

Line breaking strain	Swivel size
1 – 5 kg	No 14
5 – 8 kg	No 12
8 – 15 kg	No 10
15 – 20 kg	No 9

Swivel must be above sinker



65GVCR-LH



The Rapid Retrieve system is great if you get baited after casting out or you occasionally enjoy throwing out a lure instead of a pilchard.

Setting the Drag

Make sure the drag activating lever on the back of the reel is in the 'On' position. Using a small spring balance to pull the line off the reel. Set the tension of the drag to be approximately one third of the breaking strain of your line by rotating the drag tensioning disc on the front of the reel (Clockwise to increase tension).

It is better to have the drag set light as a short sharp run from a large fish could snap the line on an over set drag.

The disc is easily adjusted while fighting the fish and has an alert to warn you if line is taken under drag pressure.

The unique style of the Alvey reel allows extra drag pressure to be applied directly to the spool by using the palm of your hand against the bottom of the reel.

Fish Alert

When leaving the rod and reel unattended, activate the fish alert on the back of the reel by pushing the button in and up. If a fish takes line a warning noise will be heard. Turn off the alert by pushing in and down on the button.

Maintenance

Remove the spindle screw and put 4 to 5 drops of light machine oil down the hole. Then lightly oil the handle, index mechanism and drag pawl. After each day of fishing relieve the drag tension, wash off salt and sand and lubricate as above before storage.

Non-Reversing Drag Models

The non-reverse series of reels allows line to be released under a pre-set pressure while the reel handle remains in a stationary position. This model incorporates the *Belleville Power Washer* that improves the range of tension settings available through the graduated drag system. The position of the disc on the front of the reel allows easy adjustment while playing a fish. The small lever on the back of the reel operates the cam activated on/off mechanism that allows you to disengage the non-reverse action when required.

Playing the fish

Once the fish has been hooked always keep a bend in the rod by holding it at an angle to the fish. With the power of an Alvey reel you are in control. Do not rush the fish. Allow the drag to tire the fish. Many times the fish is lost in the shore break. Keep a steady tension on your line, a bend in the rod and ease the fish ashore.

Rapid Retrieve

The Rapid Retrieve Handle plate system is fitted to your new Alvey reel. How the system works is when you wind with the smaller close in handle on the plate you can achieve up to 35% increase in recovery rate as against the normal powerful 1:1 outer winding handle.